

2008-09 Winter Session Faculty Survey


Description:

Date Created: 1/27/2009 10:23:49 AM

Date Range: 2/3/2009 12:00:00 AM - 2/17/2009 11:59:00 PM

Total Respondents: 32







Q1. I have read the above statement, understand its contents, and agree to participate in the survey.

Count	Percent		
32	100.00%		Yes
0	0.00%		No
32	Respondents		






Q2. For the Winter Session which of the following sessions did you teach?

Count	Percent		
24	77.42%		Distance education
3	9.68%		Traditional (in a classroom)
3	9.68%		Both
1	3.23%		None of the above
31	Respondents		

Q3. How well did you feel students performed in your Binghamton University 2008-09 Winter Session class compared to a similar course taught in a traditional classroom?

Count	Percent		
4	12.90%		Students performed much better
5	16.13%		Students performed better
19	61.29%		Students performed about the same
2	6.45%		Students performed less well
0	0.00%		Students performed much less well
1	3.23%		I have never taught a course in a traditional classroom setting
31	Respondents		

Q4. Prior to the Binghamton University 2008-09 Winter Session, how many distance education courses had you taught?

Count	Percent		
8	25.81%		This was the first distance education course that I had ever taught
8	25.81%		I had taught 1 distance education course
4	12.90%		I had taught 2 distance education courses
2	6.45%		I had taught 3 distance education courses
9	29.03%		I had taught more than 3 distance education courses
31	Respondents		

Q5. How would you rate the following distance education services during the Binghamton University 2007 Winter Session? - Library services

Count	Percent		
6	19.35%		Very good
5	16.13%		Good
4	12.90%		Average
0	0.00%		Poor
0	0.00%		Very Poor
16	51.61%		N/A
31	Respondents		

Q6. How would you rate the following distance education services during the Binghamton University 2007 Winter Session? - Technical support for students

Count	Percent		
5	16.13%		Very good
4	12.90%		Good
6	19.35%		Average
2	6.45%		Poor
0	0.00%		Very Poor
14	45.16%		N/A
31	Respondents		

Q7. How would you rate the following distance education services during the Binghamton University 2007 Winter Session? - Technical support for you as an instructor

Count	Percent		
6	19.35%		Very good
9	29.03%		Good
3	9.68%		Average
1	3.23%		Poor
2	6.45%		Very Poor
10	32.26%		N/A
31	Respondents		

Q8. How would you rate the following distance education services during the Binghamton University 2007 Winter Session? - Instructional support

Count	Percent		
5	16.13%		Very good
7	22.58%		Good
6	19.35%		Average
1	3.23%		Poor
1	3.23%		Very Poor
11	35.48%		N/A
31	Respondents		

Q9. Please comment on any of the above:

Count	Percent	
15	100.00%	
15	Respondents	

Q10. The length of the Binghamton University 2008-09 Winter Session could have been:

Count	Percent		
0	0.00%		Much longer
14	45.16%		Longer
15	48.39%		It was just about right
0	0.00%		Shorter
0	0.00%		Much shorter
2	6.45%		Cannot be compared/N/A
31	Respondents		

Q11. We are interested in your feelings as the instructor of a Binghamton University 2007 Winter Session course. Please rate the extent to which you agree with the following statements: - Students' level of engagement in the course was adequate

Count	Percent		
11	35.48%		Strongly Agree
16	51.61%		Agree
1	3.23%		Neutral
1	3.23%		Disagree
1	3.23%		Strongly Disagree
1	3.23%		N/A
31	Respondents		

Q12. We are interested in your feelings as the instructor of a Binghamton University 2007 Winter Session course. Please rate the extent to which you agree with the following statements: - Too many students were enrolled in the course I taught

Count	Percent		
2	6.45%		Strongly Agree
0	0.00%		Agree
6	19.35%		Neutral
13	41.94%		Disagree
8	25.81%		Strongly Disagree
2	6.45%		N/A
31	Respondents		

Q13. We are interested in your feelings as the instructor of a Binghamton University 2007 Winter Session course. Please rate the extent to which you agree with the following statements: - The length of the course was adequate

Count	Percent		
4	12.90%		Strongly Agree
13	41.94%		Agree
3	9.68%		Neutral
9	29.03%		Disagree
1	3.23%		Strongly Disagree
1	3.23%		N/A
31	Respondents		

Q14. We are interested in your feelings as the instructor of a Binghamton University 2007 Winter Session course. Please rate the extent to which you agree with the following statements: - Too few students were enrolled in the course I taught

Count	Percent		
0	0.00%	<input type="checkbox"/>	Strongly Agree
3	9.68%	<input type="checkbox"/>	Agree
4	12.90%	<input type="checkbox"/>	Neutral
8	25.81%	<input type="checkbox"/>	Disagree
11	35.48%	<input type="checkbox"/>	Strongly Disagree
5	16.13%	<input type="checkbox"/>	N/A
31	Respondents		




Q15. We are interested in your feelings as the instructor of a Binghamton University 2007 Winter Session course. Please rate the extent to which you agree with the following statements: - The technology that I used in my Binghamton University 2007 Winter Session distance education course was appropriate for educational purposes

Count	Percent		
7	22.58%	<input type="checkbox"/>	Strongly Agree
16	51.61%	<input type="checkbox"/>	Agree
4	12.90%	<input type="checkbox"/>	Neutral
2	6.45%	<input type="checkbox"/>	Disagree
0	0.00%	<input type="checkbox"/>	Strongly Disagree
2	6.45%	<input type="checkbox"/>	N/A
31	Respondents		





Q16. We are interested in your feelings as the instructor of a Binghamton University 2007 Winter Session course. Please rate the extent to which you agree with the following statements: - Distance education technical support during the Binghamton University 2007 Winter Session met my needs

Count	Percent		
6	19.35%	<input type="checkbox"/>	Strongly Agree
9	29.03%	<input type="checkbox"/>	Agree
5	16.13%	<input type="checkbox"/>	Neutral
2	6.45%	<input type="checkbox"/>	Disagree
1	3.23%	<input type="checkbox"/>	Strongly Disagree
8	25.81%	<input type="checkbox"/>	N/A
31	Respondents		

Q17. We are interested in your feelings as the instructor of a Binghamton University 2007 Winter Session course. Please rate the extent to which you agree with the following statements: - Students seemed to understand the technology related to distance education

Count	Percent		
5	16.13%		Strongly Agree
16	51.61%		Agree
4	12.90%		Neutral
3	9.68%		Disagree
0	0.00%		Strongly Disagree
3	9.68%		N/A
31	Respondents		

Q18. We are interested in your feelings as the instructor of a Binghamton University 2007 Winter Session course. Please rate the extent to which you agree with the following statements: - Students were able to access library resources just as well as for similar courses held during the Fall or Spring semesters

Count	Percent		
2	6.45%		Strongly Agree
7	22.58%		Agree
2	6.45%		Neutral
4	12.90%		Disagree
0	0.00%		Strongly Disagree
16	51.61%		N/A
31	Respondents		

Q19. If you would like, please comment on any of the above or offer additional thoughts or suggestions in the following box:

Count	Percent	
6	100.00%	
6	Respondents	