

2008-2009 Winter Session Survey



Description: Survey needs to be edited to change dates, etc.

Date Created: 1/27/2009 10:15:06 AM




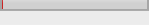

Date Range: 2/3/2009 12:00:00 AM - 2/17/2009 11:59:00 PM

Total Respondents: 312

Q1. I have read the above statement, understand its contents, and agree to participate in the survey.

Count	Percent		
311	99.68%		Yes
1	0.32%		No
312	Respondents		

Q2. Are you a:

Count	Percent		
304	98.38%		Binghamton University student
2	0.65%		Binghamton University staff member
2	0.65%		Student at another college
1	0.32%		Non matriculated student (I attend Binghamton University, but I have not yet been officially admitted to Binghamton University)
0	0.00%		Other (please specify)
309	Respondents		

Q3. Are you a:

Count	Percent		
0	0.00%		Pre-freshman
21	6.80%		Freshman
58	18.77%		Sophomore
99	32.04%		Junior
102	33.01%		Senior
28	9.06%		Graduate student
1	0.32%		Other (please specify)
309	Respondents		

Q4. What is your major?

Count	Percent	
306	100.00%	
306	Respondents	

Q5. With which school/college are you primarily affiliated? (Check all that apply)

Count	Respondent %	Response %		
214	69.26%	65.24%		Harpur
7	2.27%	2.13%		Decker
25	8.09%	7.62%		Watson
21	6.80%	6.40%		CCPA
13	4.21%	3.96%		School of Education
47	15.21%	14.33%		School of Management
1	0.32%	0.30%		Decline to state
309 Respondents				
328 Responses				

Q6. Please choose your age, in the appropriate ranges listed below:

Count	Percent		
2	0.65%		Younger than 18 years old
251	81.23%		18-22 years old
23	7.44%		23-24 years old
33	10.68%		25 years old or older
309 Respondents			






Q7. Was the 2008-09 Winter Session course you enrolled in at Binghamton University delivered by distance education?

Count	Percent		
249	80.58%		Yes
60	19.42%		No
309 Respondents			

Q8. From which of the following did you primarily access your distance learning course for the 2008-09 Winter Session at Binghamton University:

Count	Percent		
243	97.98%		Your own computer
2	0.81%		A computer on campus
3	1.21%		Other (please specify)
248 Respondents			








Q9. Prior to the Binghamton University 2008-09 Winter Session, how many distance education courses had you completed (at BU or elsewhere)?

Count	Percent		
171	68.95%		This was the first distance education course I have taken
44	17.74%		I had taken one distance education course
20	8.06%		I had taken two distance education
6	2.42%		I had taken three distance education courses
7	2.82%		I had taken more than three distance education courses
248	Respondents		

Q10. How did you first learn about Binghamton University 2008-09 Winter session?

Count	Percent		
40	12.99%		My advisor
96	31.17%		Winter Session website
96	31.17%		Other students
47	15.26%		Campus publications
29	9.42%		Other (please specify)
308	Respondents		

Q11. What was your primary reason for attending 2008-09 Winter Session at Binghamton University?

Count	Percent		
46	14.94%		Behind in credits
126	40.91%		Completing degree requirements
28	9.09%		To graduate early
50	16.23%		To get ahead in credits
29	9.42%		Improve GPA
9	2.92%		Couldn't get into course during fall or spring semester
20	6.49%		Other (please specify)
308	Respondents		



Q12. Did you have problems with the registration process?

Count	Percent		
10	3.25%		Yes
298	96.75%		No
308	Respondents		

Q13. Please explain the problems you had with registration:

Count	Percent	
10	100.00%	
10	Respondents	

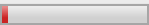





Q14. Was there enough variety in the courses offered during the 2008-09 Winter Session at Binghamton University?

Count	Percent		
187	60.71%		Yes
121	39.29%		No
308	Respondents		

Q15. Please explain why there was not enough variety:

Count	Percent	
105	100.00%	
105	Respondents	

Q16. To what degree was your Binghamton University 2008-09 Winter Session course more or less difficult than courses during the fall and spring semesters?

Count	Percent		
13	4.30%		Much more difficult
48	15.89%		Slightly more difficult
116	38.41%		Same degree of difficulty
75	24.83%		Slightly less difficult
29	9.60%		Much less difficult
21	6.95%		Cannot be compared
302	Respondents		

Q17. With respect to the Binghamton University 2008-09 Winter Session, the length of the term could have been:

Count	Percent		
3	0.99%		Much longer
54	17.88%		Longer
229	75.83%		It was just about right
14	4.64%		Shorter
2	0.66%		Much shorter
302	Respondents		

Q18. Please rate the degree to which you agree or disagree with the following statements about the Binghamton University 2008-09 Winter Session: - The instructor effectively used technology.

Count	Percent		
182	60.26%		Strongly Agree
80	26.49%		Agree
20	6.62%		Neither agree nor disagree
7	2.32%		Disagree
7	2.32%		Strongly Disagree
6	1.99%		N/A
302	Respondents		

Q19. Please rate the degree to which you agree or disagree with the following statements about the Binghamton University 2008-09 Winter Session: - The instructor effectively used Blackboard.

Count	Percent		
178	58.94%		Strongly Agree
78	25.83%		Agree
18	5.96%		Neither agree nor disagree
7	2.32%		Disagree
6	1.99%		Strongly Disagree
15	4.97%		N/A
302	Respondents		

Q20. Please rate the degree to which you agree or disagree with the following statements about the Binghamton University 2008-09 Winter Session: - I was able to navigate the technical requirements of the course.

Count	Percent		
163	53.97%		Strongly Agree
111	36.75%		Agree
12	3.97%		Neither agree nor disagree
5	1.66%		Disagree
5	1.66%		Strongly Disagree
6	1.99%		N/A
302	Respondents		

Q21. Please rate the degree to which you agree or disagree with the following statements about the Binghamton University 2008-09 Winter Session: - The advertisements for the Winter Session were adequate.

Count	Percent		
86	28.48%		Strongly Agree
108	35.76%		Agree
63	20.86%		Neither agree nor disagree
27	8.94%		Disagree
5	1.66%		Strongly Disagree
13	4.30%		N/A
302	Respondents		







Q22. Please rate the degree to which you agree or disagree with the following statements about the Binghamton University 2008-09 Winter Session: - Technical support was adequate.

Count	Percent		
93	30.79%		Strongly Agree
96	31.79%		Agree
59	19.54%		Neither agree nor disagree
16	5.30%		Disagree
4	1.32%		Strongly Disagree
34	11.26%		N/A
302	Respondents		







Q23. Please rate the degree to which you agree or disagree with the following statements about the Binghamton University 2008-09 Winter Session: - Discussion groups (learning from your peers) enhanced my learning of course material.

Count	Percent		
121	40.07%		Strongly Agree
73	24.17%		Agree
52	17.22%		Neither agree nor disagree
19	6.29%		Disagree
8	2.65%		Strongly Disagree
29	9.60%		N/A
302	Respondents		







Q24. Please rate the degree to which you agree or disagree with the following statements about the Binghamton University 2008-09 Winter Session: - Library resources were adequate.

Count	Percent		
53	17.55%		Strongly Agree
57	18.87%		Agree
93	30.79%		Neither agree nor disagree
11	3.64%		Disagree
3	0.99%		Strongly Disagree
85	28.15%		N/A
302	Respondents		

Q25. Please rate the degree to which you agree or disagree with the following statements about the Binghamton University 2008-09 Winter Session: - Computing resources provided by the university were adequate.

Count	Percent		
61	20.20%		Strongly Agree
78	25.83%		Agree
71	23.51%		Neither agree nor disagree
4	1.32%		Disagree
3	0.99%		Strongly Disagree
85	28.15%		N/A
302	Respondents		

Q26. Please rate the degree to which you agree or disagree with the following statements about the Binghamton University 2008-09 Winter Session: - Overall, instruction was adequate.

Count	Percent		
154	50.99%		Strongly Agree
110	36.42%		Agree
23	7.62%		Neither agree nor disagree
12	3.97%		Disagree
2	0.66%		Strongly Disagree
1	0.33%		N/A
302	Respondents		

Q27. Where did you decide to live during the Binghamton University 2008-09 Winter Session?

Count	Percent		
17	5.74%		On-campus
74	25.00%		Off-campus, local address
196	66.22%		At my permanent address
9	3.04%		Other (please specify)
296	Respondents		

Q28. Would you recommend the Binghamton University Winter Session to other students?

Count	Percent		
227	76.69%		Yes, I would recommend
57	19.26%		Yes, I would recommend with some reservations
12	4.05%		No, I would not recommend
296	Respondents		

Q29. Please explain:

Count	Percent	
296	100.00%	
296	Respondents	

Q30. Overall how satisfied were you with this 2008-09 Winter Session at Binghamton University?

Count	Percent		
143	48.31%		Very satisfied
119	40.20%		Satisfied
23	7.77%		Neither satisfied, nor dissatisfied
7	2.36%		Dissatisfied
4	1.35%		Very dissatisfied
296	Respondents		

Q31. Please feel free to list any other comments, suggestions, or criticisms of the Binghamton University Winter Session in the box provided below. We appreciate your time and ideas so that we can offer students the best possible learning experience.

Count	Percent	
104	100.00%	
104	Respondents	

Q32. Name (optional):

Count	Percent	
62	100.00%	
62	Respondents	